

SLUDGE CONTAINER

with Dewatering Shell

Dewatering containers reduce the cost of waste disposal by separating liquids from solids.

Wastequip dewatering containers are ideal for wastewater treatment facilities, manufacturing facilities, spill sites, construction sites, refineries and mines. They feature gasketed doors and are hydro tested to ensure they will not leak. Disposable liners and the easy-to-remove shell make clean up a snap. Since the shell is easily removed with bolts, it can also be used as a sludge container. Wastequip dewatering containers can be custom configured for specific applications.



Rectangular model

Specifications

Container	<ul style="list-style-type: none">• 1/4" floor, 7 gauge sides• All continuous welds inside• Solid steel nose cone• Outside rail understructure• 3" x 4" side stakes on 36" centers• 4" x 3" x 3/16" rectangular tubing top cap• 6" x 2" x 1/4" rectangular tubing long sills• 3" (3.5#) structural channel cross sills• Front and rear rollers standard
Dewatering shell	<ul style="list-style-type: none">• 3/4" #9 Galvanized Expanded metal with "J" hooks. (sides, front and door)• 7 gauge perforated floor, 52% open
Door	<ul style="list-style-type: none">• Full rear door bracing• Rear door gasketed with E.P.D.M. rubber or T gasket
Clean out	<ul style="list-style-type: none">• (2) 4" Drains located on sides, near the door end• (2) 6" Cleanouts located on front• Removable dewatering shell• Liners available
Sizes/ configurations	<ul style="list-style-type: none">• 20 or 25 cu. yd.• Round bottom or rectangular container• Custom sizes available



Bolt-in liners are easily removed.

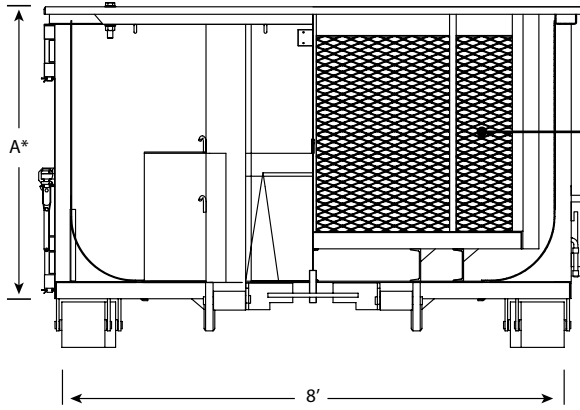


Round bottom model


SLUDGE CONTAINER

with Dewatering Shell

Dewatering shell in round bottom sludge container



Removable dewatering shell



Removable dewatering shells and disposable liners make clean up easy.

* Dimension "A" (wall height) is 3 ft. 5 in. for 20 yard containers and 4 ft. 3 in. for 25 yard containers.


Available options



Side to side roll tarp with bows and bow pockets



Steel split lid



Drains and valves can be custom configured.



Replacement parts available online at www.gotoparts.com

Standard Color Choices



Colors shown are as accurate as printing allows. The actual color is subject to variation from the printed color sample. Color choices vary by plant location. Please contact your local sales representative for available colors. Custom colors are available upon request and are subject to an additional charge.



Tel: 877.468.9278 | sales@wastequip.com | www.wastequip.com

Wastequip is the leading North American manufacturer of waste and recycling equipment for collecting, processing, and transporting recyclables and solid or liquid waste. ©Wastequip. All rights reserved. Specifications subject to improvement without notice. Equipment displayed should be operated by properly trained personnel. Operators should become familiar with OSHA, ANSI, and any other applicable standards or laws for using this equipment. Improper use, misuse, or lack of maintenance could cause injury to people and/or property. Photos used in the literature are illustrative only. We assume no liability or responsibility for proper training/operation of equipment not manufactured by Wastequip. We reserve the right to make changes at any time without notice. Information contained within this literature is intended to be the most accurate available at time of printing.