


# RockBox™ roll-off containers

Made from Hardox® wear plate, the RockBox is 4x stronger than ordinary mild steel grades, while weighing 20% less and lasting twice as long as traditional heavy-duty roll-off containers. Wastequip's RockBox roll-off containers are the first of their kind in the United States to be made of the innovative Hardox® material.



**Ideal for heavy duty scrap and demolition customers**

NEW RockBox Roll Off container is stronger and built to absorb impact with minimal damage. Hardox 450 high tensile steel shields the top rail and prevents penetration through the side walls unlike standard scrap containers.



RockBox withstands impact and resists damage unlike standard scrap containers pictured.

## Features

### 4X stronger than mild steel

- Tensile strength 185 KSI vs. 45 KSI

### 20% lighter in weight

- Up to 1,500lbs lighter\*

\* Based on comparison to XHD container

### Lasts 2X Longer

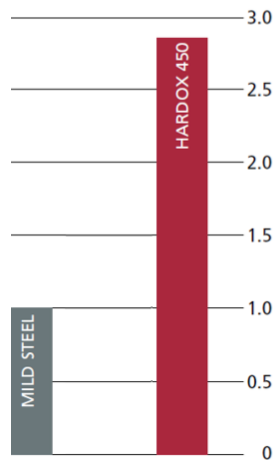
- Resists damage, Fewer repairs



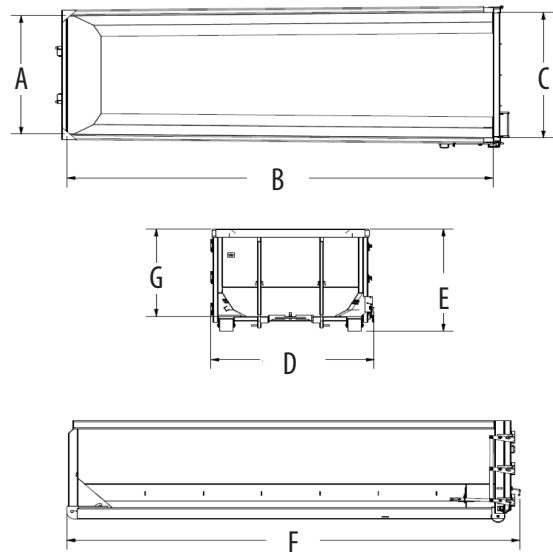
# RockBox™ roll-off containers

SPECIFICATIONS	
Floor Plate	3/16"
Sides	3/16"
Bulkhead	4" Deep formed, 3/16" x 14 3/4" x 36 1/2" push plate
Cross Members	Five - 3" x 2" x 1/4" and 3" x 2" x 1/4"
Hook	1 1/4"
Hook Plate	3/4"
Top Rail	4" x 6"
Wheels	8" x 8"
Rails	6" x 2" x 3/8" w/60" stiffener 2" x 3" x 1/4"
Rail Roller	4" x 4 1/2"
Latch	Slam latch design with 3/8" x 2" heavy duty handle
Hinges	Heavy Duty greaseable, 1/2" plate and 1 3/4" O.D. x 1 1/8" I.D. round tube for 1 1/16" pin

Comparison of mild steel and Hardox 450. The higher hardness of Hardox 450 compared to mild steel material always ensures improved resistance to sliding wear. The useful life or wear time can increase up to 100 percent or twice of mild steel.



## TUB-STYLE ROLL-OFFS



### RockBox Dimensions

	15-YARD	20-YARD	25-YARD	30-YARD
48 ft. trailer flat/drop	7	7	7	7
53 ft. trailer flat/drop	8	8	8	8
Weight	4,400 lbs.	4,700 lbs.	5,100 lbs.	5,411 lbs.
A	84 3/16"	84 3/16"	84 3/16"	84 3/16"
B	263 1/8"	263 1/8"	263 1/8"	263 1/8"
C	89 5/16"	89 5/16"	89 5/16"	89 5/16"
D	100 15/16"	100 15/16"	100 15/16"	100 15/16"
E	44 1/2"	52 1/2"	62 1/2"	72 1/2"
F	279 7/8"	279 7/8"	279 7/8"	279 7/8"
G	34"	42"	52"	62"

\*Dimensions may vary by region.

### Standard Color Choices



Colors shown are as accurate as printing allows. The actual color is subject to variation from the printed color sample. Color choices vary by plant location. Please contact your local sales representative for available colors. Custom colors are available upon request and are subject to an additional charge.



**WASTEQUIP®**

Tel: 877.468.9278 | [sales@wastequip.com](mailto:sales@wastequip.com) | [www.wastequip.com](http://www.wastequip.com)

Wastequip is the leading North American manufacturer of waste and recycling equipment for collecting, processing and transporting recyclables and solid or liquid waste. December 2016 © Wastequip, all rights reserved. Specifications subject to improvement without notice. Equipment displayed should be operated by properly trained personnel. Operators should become familiar with OSHA, ANSI and any other applicable standards or laws for using this equipment. Improper use, misuse, or lack of maintenance could cause injury to people and/or property. Photos used in the literature are illustrative only. We assume no liability or responsibility for proper training/operation of equipment not manufactured by Wastequip. We reserve the right to make changes at any time without notice. Information contained within this literature is intended to be the most accurate available at time of printing.

WQP000-082019